


— THE —
Precision Aerobatics
FLIGHT SIMULATOR



SIERRA[™]

CONTROLLING THE PITTS SPECIAL


Reference Card




KEYBOARD CONTROL

For better precision, keyboard control is recommended.


Place the fingers of your left hand on the S-D-F keys, and the fingers of your right hand on the J-K-L keys.



RUDDER CONTROLS



ELEVATOR CONTROLS



AILERON CONTROLS



JOYSTICK CONTROL

(Use Control Port 2)

You may use the joystick to control ailerons and elevators. You must still use the keyboard for rudder and throttle controls, to neutralize elevator, and to pause or return to the main menu.

Move the joystick up to apply forward elevator pressure.

Move the joystick down to apply back elevator pressure.

Move the joystick left to apply left aileron.

Move the joystick right to apply right aileron.

Press the joystick button or the K key to center ailerons.

LOADING INSTRUCTIONS

1. Turn on the disk drive, then the monitor and computer.
2. When the drive stops, insert the disk, label side up, into the drive.
Close the drive door.
3. Type LOAD "STUNTFLYER", 8, 1 and press ◀RETURN▶.
4. In a few minutes, you may choose to visit the Airshow (press ▶A▶) or go into Training (press ▶T▶).

THE MAIN MENU

THE AIRSHOW

At the Airshow you can watch an expert stunt pilot perform a Sequence of 20 different maneuvers or an Individual stunt of your choosing.

TRAINING

Fly Freestyle or attempt a Specific stunt. Freestyle flights can last up to five minutes, but you'll have only 60 seconds to complete a specific stunt.

Afterwards, you can watch your flight replayed. (Allow time for loading of the Replay program.) If you attempted a Specific stunt, your performance will be scored against a perfect execution of that maneuver (maximum possible score = 100; your best score on each maneuver will be displayed on the Specific Stunt selection menu). You may then elect to Watch an expert; See your stunt again; go to the Main menu, or see your Next stunt.

COMPETITION

After you have attained a score of at least 50 on 15 of the 20 specific stunts which make up the training sequence, you'll be able to select Competition from the main menu. Refer to your manual for a complete explanation of the competition mode.

From time to time, Sierra will stage a contest for Stunt Flyer pilots using the competition mode. Refer to other materials in this package for entry details, or call Sierra On-Line, Inc., (209) 683-6858.