


JEEPARDY!®

Instruction Manual

■ ■ ■ *Featuring...*

Alex Trebek



GAMETEK

Gametek Customer Support:

Game Hint and Tip Line 1-900-903-GAME (4263)

- 80¢ per minute charge
- Touch tone phone required
- Minors must have parental permission before calling
- Available 24 hours

Computer Jeopardy! is fast-paced and full of surprises, just like its television counterpart. Select your category, then your wager. Be the first to press the buzzer and enter the correct question... and the "cash" is yours! As many as three players can compete. Play with friends, or play alone and pit your skills against computer-selected opponents.

Loading Instructions

Thank you for purchasing Jeopardy!® featuring Alex Trebek. We know that you are anxious to get started, so follow the instructions below and you'll be playing Jeopardy! in a few short moments.

Note: Jeopardy! can only be played from your hard drive.

To Install Jeopardy! on Your Hard Drive

Insert Jeopardy! disk in your floppy drive, go to that drive and type INSTALL. The first time you play Jeopardy! on your computer, you must indicate the type of equipment you are using. To do this, follow these instructions.

1. Select the sound card or device to use for sound effects:

- | | | |
|----------------------|----------------------------|----------------------------|
| A. No Sound Effects | H. Talking Tech Bigmouth | O. Digispeech |
| B. PC Speaker | I. Covox Speech Thing | P. Tandy EX/TX/SX/HX |
| C. Adlib Music Card | J. Covox Voice Master | Q. Tandy SL/TL |
| D. Adlib Gold | K. Covox Sound Master II | R. Tandy 2500 |
| E. ATI Stereo FX | L. Lantastic Voice Adapter | S. Tandy 4825sx Multimedia |
| F. Sound Blaster | M. Echo II | T. ProAudio Spectrum |
| G. Sound Blaster Pro | N. Sound Source | |

Use the up and down arrow keys to make your selection and press ENTER when finished.

2. Select the sound card or device to use for music:

- | | | |
|---------------------|---------------------------|----------------------------|
| A. No Music | E. Sound Blaster | I. Tandy SL/TL |
| B. PC Speaker | F. Sound Blaster Pro | J. Tandy 4825sx Multimedia |
| C. Adlib Music Card | G. Roland MT-32 or LAPC-1 | K. ProAudio Spectrum |
| D. Adlib Gold | H. Tandy EX/TX/SX/HX | |

Use the up and down arrow keys to make your selection and press ENTER when finished.

3. Use the up and down arrow keys to select between Save, Cancel or Revise, and then press ENTER when finished.

If you use Sound Blaster or Sound Blaster Pro, you must configure your IRQ at this point. Refer to your Sound Blaster manual for further information.

4. You're ready to play Jeopardy! now. Type JPD and press ENTER.

Loading Instructions

To play Jeopardy!, simply type JPD at the C:\JPD> prompt.

Saved Games and Saved Players

Sometimes you may not be able to complete a Jeopardy! game you have begun. You can return to the spot where you stopped playing, with players and scores just as you left them. To save a game, press the F2 key. You will be asked: "Would you like to save this game before quitting?" and offered three choices: Cancel, Quit, or Save and Quit.

Jeopardy! also saves players once their names and buzz-in keys have been registered. Along with this information, Jeopardy! also stores player statistics like number of wins and losses, earnings, length of winning streaks, whether a player has reached tournament level, and topic ratings in eight categories including Entertainment, History, Geography and Science.

Setting Up The Game

1. It will be helpful to you to use a mouse when setting up the game. If you do not have a mouse, then use the TAB key or the left and right arrow keys to move the cursor.
2. If you have saved any games, the computer will ask if you prefer to play a new game or load a saved game, beginning where you left off, with the same opponents and the same scores. Move the cursor to NEW or SAVED and press ENTER or click the mouse button, then move the cursor to OK and press ENTER or click the mouse button again.
3. If you choose to resume a saved game, the game begins where you stopped. If you choose a new game, then select a level of difficulty from Novice, Intermediate or Expert, then move the pointer to OK and press ENTER or click your mouse button. This determines the level of your computer opponents, if any. Expert computer opponents are the most formidable; they ring in faster and are more knowledgeable than Novice or Intermediate opponents. Intermediate opponents are good Jeopardy! players, but don't ring in as fast or know as much as Expert opponents. Novice opponents will not ring in as quickly and will be less knowledgeable.
4. Choose a number of human players, from 0 to 3. Choosing 0 human players will allow the computer to play Jeopardy! in a demonstration mode. When there are fewer than 3 human players, the computer will select opponents for you. Move the pointer to the number of human players and press ENTER or click the mouse button.



5. You will be asked if Player #1 is new or returning. If you select NEW, you will be asked to define a first and last name for player #1, and choose a buzz-in key from ENTER, SPACE or TAB. Move the pointer to the key you choose and press ENTER or click the mouse button.



6. Choose from a library of player portraits to represent you. To see other portraits, move the cursor to BACK or NEXT and press ENTER or click the mouse button. When you have chosen your portrait, move the cursor to OK and press ENTER or click the mouse button.

7. Choosing RETURNING on the player selection menu will bring up a library of player profiles for players who have previously played the game. Move the cursor to BACK or NEXT to see the players who have been stored. At this point you can also view statistics for all stored players.

8. To turn the music off or on during the game, press ALT M. To turn the sound on or off during the game, press ALT S.

9. To pause the game, press F1. You cannot pause the game while a timer is running, for example, while you are answering a question. To resume play, press F1 again.

10. To quit during the game, press F2.

11. To change the level of difficulty during the game, press F3. This will bring up the difficulty level menu seen at the start of the game.

12. To see the Hall of Fame listing all player statistics, press F4. The Hall of Fame lists players in three categories: the top ten players who have earned the most money in a single game; the top ten players who have earned the most money on winning streaks; and the top ten winners of championship round play. You may clear any one or all three of the lists if you choose.

Playing Jeopardy!

1. Six categories are displayed on the game board. If you want to change them, press "Y" when the computer asks, "New categories? (Y/N)".


2. Dollar values in the Jeopardy! round are \$100, \$200, \$300, \$400, and \$500.

3. The first player selects a category from the six on the game board.

4. The player chooses a dollar value from the five on the game board. (Generally, the higher the dollar value, the more difficult the answer.)

5. An answer from the category appears on the screen.

6. While the STOP sign appears at the bottom of the screen, no one can ring in. As soon



as the STOP sign changes to a clock, players are eligible to ring in. If no player rings in during the period, Alex Trebek will provide the correct question, and the player who provided the last correct question will choose again.

7. Once you have rung in, you will be offered a screen with a question phrase on it. Complete the question by typing in the correct information, and then press ENTER.



8. If a wrong question is provided, or if the player takes too long to provide a question, opponents have a chance to ring in.

Scoring

1. When the correct question is given, the clue's value is added to the player's score.
2. When an incorrect question is given, the clue's value is deducted from the player's score.
3. Players have only one opportunity to respond to each answer with a question.

Daily Double

1. In the Jeopardy! round, there is one Daily Double hidden on the game board. The player who uncovers the Daily Double is the only one who can give the question.
2. The player uses the numeral keys to make a wager of at least \$5.00, but not more than the total of his/her winnings. If the player has less winnings than the largest dollar amount on the board, then the player can wager up to that amount.
3. A correct response adds the amount of the wager to the player's total; an incorrect response deducts the amount of the wager from the player's total.



Double Jeopardy!


Double Jeopardy! is played the same as Jeopardy!, with the following exceptions:

1. There are six new categories.
2. Dollar values on the board are changed. New values are \$200, \$400, \$600, \$800 and \$1000.
3. There are two Daily Doubles hidden on the game board.
4. The player with the lowest score starts Double Jeopardy!.

Final Jeopardy!

Upon the completion of Double Jeopardy!, all players with winnings posted get to compete in Final Jeopardy!

1. The Final Jeopardy! category is displayed to all players. Then the first player is given a chance to bet all, part, or none of his or her money. The answer is then revealed to this player, who types in his or her question. (The other players should look away from the screen while this is being done.) The answer and question will then disappear from the screen.



2. The second player enters his or her wager and then attempts to provide the correct question. When the second player is finished, the third player has his or her chance to provide a wager and a correct question.

3. Wagers for the correct answers are added to the players' scores; wagers for incorrect answers are deducted.

4. The player with the most money at the end of Final Jeopardy! is the winner.

Tournament Play

Players who have won 5 games in a row are eligible for the Quarter-Finals in the Jeopardy! Tournament of Champions. This is a chance for the very best Jeopardy! players in your household or among your circle of friends to match wits with each other, or against computer opponents.

Quarter-Final winners go on to the Semi-Finals, and the player with the highest dollar total at the completion of this two-game match is the new Jeopardy! champion.

Only computer players and human players who have reached tournament status are eligible to play in the Tournament of Champions. Once a player has won a Championship match, his or her status is returned to regular Jeopardy! play.

JEOPARDY! is based on the television program produced by Merv Griffin Enterprises, a Sony Pictures Entertainment company. ©1993 by Jeopardy Productions, Inc. JEOPARDY! is a registered trademark of Jeopardy Productions, Inc. All rights reserved. Packaging and computer source codes ©1993 Gametek, Inc. Gametek is a registered trademark of IJE, Inc. 2999 NE 191st Street, North Miami Beach, FL 33180. All rights reserved. IBM is a registered trademark of International Business Machines, Inc.

IF YOU HAVE ANY PROBLEMS INSTALLING OR USING JEOPARDY! FEATURING ALEX TREBEK, PLEASE CALL OUR CUSTOMER SERVICE DEPARTMENT BETWEEN THE HOURS OF 8 AM AND 8 PM, EASTERN STANDARD TIME, AT 1-305-935-3995.

FREE! Introductory CompuServe Membership

As a valued Gametek customer, you are eligible for a special offer to receive a FREE introductory membership to CompuServe — the world's largest on-line information service.

By joining CompuServe, you can receive the latest news and product announcements concerning Gametek games. From the Game Publishers Forum [GO GAMEPUB], you can download updates to your favorite computer games or obtain demos of soon-to-be-released computer games. You'll also be able to trade tips, hints and strategies with other Gametek computer and cartridge game players in the Gamers Forum [GO GAMERS].

To take advantage of this special offer, call toll-free 1-800-524-3388 and ask for Representative # 436 to get your introductory CompuServe membership which includes a personal User ID, pass word, \$15 usage credit and an entire month's worth of basic services free.

FREE! Introductory CompuServe Membership



2999 NE 191st Street, Suite 500, North Miami Beach, Florida 33180 U.S.A.

Customer Relations 1-305-935-3995 Fax: 1-305-932-8651 • 8 a.m. to 8 p.m., Eastern time