




ATARI VERSION
BY
PETER OLIPHANT

THE GAME

SIERRA VISION™



ATARI VERSION
BY
PETER OLIPHANT

"EGADS! My Plasma--my very life--was ebbing away," I wailed.
"Laserize his missiles and aim for his plasma," they shouted.
I did, and ZAPPO! His plasma was gone. I thought that I was safe. But, I was safe only for a while; his plasma came back, and he fought on. Better than before!
"Incredible! Am I imagining things?"

No, but miraculously, you have been accidentally compuported into a glittering world where life, especially for humans, depends on Plasma Fields--the stuff of life. It is inhabited by fighting MICROBOTS who spar constantly until aggressive humans take them over.

The only thing that separates the MICROBOTS is the dazzling wall of moving lights. The five layers of light plates, moving in alternating directions, must be destroyed, one by one, so that the aggressor can attack the MICROBOT on the other side.

All MICROBOTS have special protections. They can elude enemy missiles with lasers that move them from side to side. They have side blinkers that blink when all is well but turn solid white when that side is hit. If it is hit again, it stops blinking, and the laser only works some of the time. But, blinkers are healed quickly.

MICROBOTS also have shields and power domes to ward off missiles, but when their guns get a direct hit, they are momentarily disabled; then opponents can reduce--or even DESTROY--the other's Plasma Field. If THAT happens to a MICROBOT, the nasty Microcytes of Death will ZAP him on his power dome, and then he is a goner--HE DISINTEGRATES.

Computer-controlled MICROBOTS don't have to worry about those nasty cytes, but, you are human, and they will always be overhead. If you are unfortunate enough to be ZAPPED by the Microcytes of Death, YOU'LL DISINTEGRATE -- and the game is over. So, move quickly, aim carefully and good luck!

TO BEGIN PLAY

1. Remove any cartridges from the computer slots.
2. Turn on the disk drive.
3. With the label side up, insert the WALLWAR disk in the disk drive.
4. Turn on your computer and monitor. In a moment, WALLWAR will start up in one of the demo modes. (Game: No Humans/Points/Lower Level 15).

HOW TO PLAY WALLWAR

Anytime the MICROBOTS are fighting, humans may take them over by pressing ◀START▶ or ◀SELECT▶.

If the game is in one of the demo modes, and you press ◀START▶, the current game is started over. A human player may take control of the lower MICROBOT by plugging the joystick into the leftmost jack on the front of the computer. If the game is not in a demo mode, the game currently playing will start over.

If you press ◀SELECT▶, a new game may be selected as described below. Both the ◀SELECT▶ and ◀START▶ buttons will stop the demo mode.

HOW TO SELECT A GAME

Press ◀SELECT▶ for the following game options:

POINT GAMES	SPARRING MATCHES
No Humans	No Humans
One Human	One Human
	Two Humans

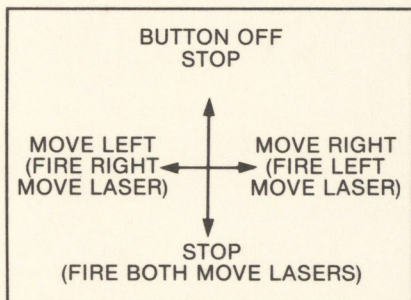
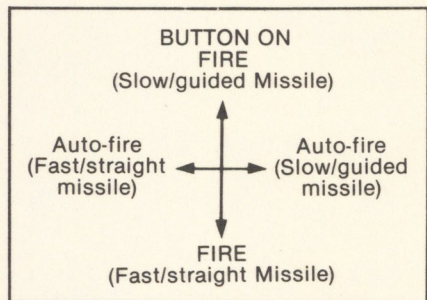
Any level displayed (1-15) may be changed by pressing any key. If more than one is displayed, the one with the (◀) is the one affected. Move the pointer by pressing ◀OPTION▶.

Each level corresponds to the skill level of the nonhuman MICROBOT. When the desired game and level are found, press ◀START▶ to begin playing.

JOYSTICK COMMANDS

To use the joystick, at least one human must take over. MICROBOTS are moved by firing the move lasers. The left laser moves the MICROBOT to the right, and the right laser moves it to the left. Firing both lasers at the same time (by pulling the joystick toward you) will stop the MICROBOT. The move lasers can be used to stop slow missiles fired by an opponent.

You select the type of missile fired by pulling the joystick back for fast missiles or pushing forward for slow-controllable missiles. If you want auto-fire, just keep the fire button depressed. Each player can have only one shot on the screen at a time. The joystick will move a MICROBOT from side to side without the fire button being pressed. Auto-fire is cancelled by firing a single missile. (See diagrams below.)



MISSILES

Each MICROBOT may only fire one missile at a time. A missile will explode when it comes in contact with any solid object on the screen, and it is only at this time that another missile may be fired.

SPAR VS POINT GAMES

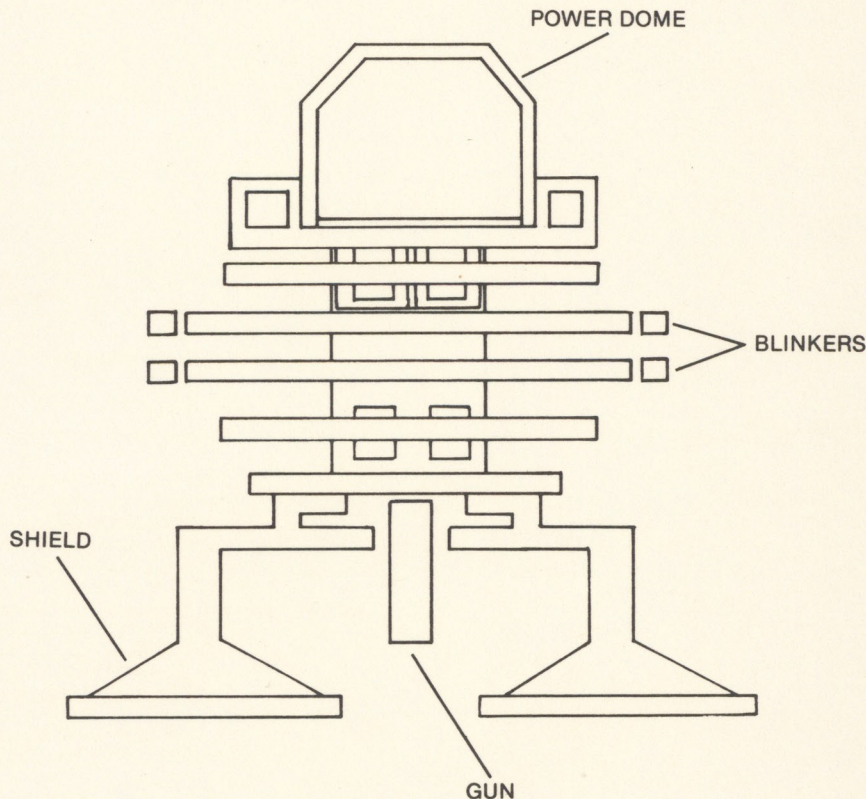
Sparring matches are over when either (or both) plasma field(s) is destroyed. In a points game, the lower MICROBOT is the aggressor, and the upper one is the defender. The game ends when the aggressor's plasma field is destroyed.

POINTS

Normal Plate:	10
Shimmering plate:	110
Pulsating plate:	510
Plasma Layer:	100
Plasma Field: (Bonus)	2000

SPECIAL COMMANDS

KEY	MODE/WHEN	FUNCTION
B	Game	Shows banner page
H	Point Game	Shows current high score
C	During Demo	Shows the Copyright (top line) Exit: Press H
D	During play or after game/selection	Demos currently selected game




WARRANTY NOTICE

Sierra On-Line wants your continued business. If you fill out the enclosed product registration card and return it to us (we have already paid the postage), you are covered by our warranty. If your disk should fail within 90 days, return it to your dealer or directly to us, and we will replace it free. After 90 days, enclose \$5 and return the disk directly to us. Sorry, without the registration card you are not covered by the warranty.

SIERRA ON-LINE, INC. 36575 Mudge Ranch Road, Coarsegold, CA 93614

UNAUTHORIZED COPYING OF THESE PRODUCTS IS A VIOLATION OF FEDERAL LAW. (TITLE 17, U.S. - CODE, SECTION 506.) VIOLATION MAY CARRY A FINE OF UP TO \$50,000, OR IMPRISONMENT, OR BOTH.



TM designates trademark of SIERRA ON-LINE, INC.