





INSTRUCTIONS FOR USE

CLOWNS



Loading the Cartridge and Starting the Game.

1. Turn your VIC-20 OFF before inserting or removing the cartridge.
2. Insert the cartridge (label side up) into the wide expansion port on the back of the computer.
3. Turn the VIC-20 ON. After a second or two, the opening title should appear on the screen. (If the title doesn't appear, turn your VIC-20 off then back on).

Adjusting Screen Position

To center the picture use the  and  keys. Each time you press the  key, the picture will move to the right, and when the  key is pressed, the picture will move towards the bottom of your TV screen. Keep using these two keys until you are satisfied the picture is centered within your screen. (NOTE: Once the game has begun you can not change the screen colors).

Eliminating Screen Flutter

On some TV sets with automatic fine tuning your screen may "flutter" up and down when using a computer or video game. To correct this, hold down the  key and hit the  key. (NOTE: Doing this with a standard TV set may cause the screen to flutter).

STRATEGY

The amazing jumping clowns . . . You control the seesaw. Use your skill to glide it under the clown in the air so that he can bounce his partner to the top of the center ring. Each clown floats into the air grabbing wildly at the colorful balloons overhead. Pop as many balloons as you can for extra bonus points.

CLOWNS SCORING

- 1) You can play CLOWNS with 1 or 2 people.
- 2) CLOWNS is played with the game paddles.
- 3) To start the game, hit the F1 key for one player and the F3 key for 2 players.

BALLOONS	POINTS
Yellow	20 Points
Cyan (Light Blue).....	50 Points
Dark Blue	100 Points
Clear all Green Balloons	200 Bonus Points
Clear all Cyan Balloons	500 Bonus Points
Clear all Dark Blue Balloons	1000 Bonus Points
10,000 Points.....	1 Bonus Jumper